


# Old East Village – West of Rectory

## Garbage Collection Info Sheet



Please see below for important information on garbage collection for Old East Village Businesses. If you have any questions, call the OEV BIA office at 519-645-7662 or email [info@oldeastvillage.com](mailto:info@oldeastvillage.com).

### Core Area Garbage Collection Schedule

#### East of Clarence St up to Rectory St: Tuesday & Thursday Nights \*\*

- Put garbage at the curb by **7pm** on the allocated pickup days
- For more information, see the [City of London Core Collection Calendar](#)
- If your business is East of Rectory Street (and not within the Construction Zone, see below), please use the [City of London Zone Finder Tool](#) to determine which Collection Zone you are in and to access your Collection Calendar
- To determine if your business is eligible for [Curbside Recycling](#), please email William Roberts at [wroberts@london.ca](mailto:wroberts@london.ca)

#### These Materials will NOT be Collected:

- Loose garbage
- Electronics (Tvs, computers, etc)
- Appliances (Oven, fridge, etc)
- Scrap metal (bikes, metal furniture)
- Tires
- Fluorescent lightbulbs or tubes
- Construction and renovation material (drywall, loose wood, etc)

Maximum three cans per collection.


### Construction Zone Garbage Collection

- Place garbage along the fence each day by **7pm**
- See the [Construction Toolkit](#) (pg 7) for more information
- Please contact Jonny Ngai, City of London Construction Project Manager, if you are having any issues with garbage collection in the Construction Zone
  - Phone: 519-851-3667
  - Email: [jngai@london.ca](mailto:jngai@london.ca)

### City of London Garbage Bin Disposal

- If your business permitted to use the City Of London Garbage bins (located in Municipal Lots 1 and 2):
  - Please use the Garbage Bin Key that was provided to you to dispose of garbage
  - Do not leave garbage beside or on top of the garbage bins
  - Please be sure to close the Garbage Bin lid when finished
  - If you have lost your Garbage Bin Key, contact the OEV BIA for a replacement
  - If you are unsure whether or not you're permitted to use the Garbage Bins, please contact the OEV BIA

# Garbage Bags Do's and Don'ts




## Do's

- Use plastic garbage bags or metal or plastic cans (minimum 30 L, maximum 125 L).
- Maximum weight for bags or cans is 20 kg.
- Large items such as furniture, mattresses, sofa beds (remove mattress and tie springs down), and carpet (cut into 1 m lengths & bundle) can be placed at the curb.
- Separate tank from two piece toilets and empty water.
- Maximum 2 cubic metres per collection.
- Put your garbage at the curb by 6 a.m., but no earlier than 6 p.m., the night before.
- Dog feces and cat litter must be double-bagged, free of liquids, and placed inside a larger bag.
- Extra garbage: Tag it for curbside collection (\$1.50/container) or bring it to an EnviroDepot for disposal (1.50/bag).

## Don'ts

- Don't place small grocery or kitchen bags at the curb. To be collected they must be placed in garbage bags or cans
- Don't place garbage at the curb outside of the specified hours
- Don't put broken glass and sharp metal objects in regular garbage. Place in a sealed and clearly labeled cardboard box for garbage collectors. This will contain the glass if it breaks at collection
- Don't place needles in the garbage. Place in a hard plastic container and contact your local pharmacy or visit [healthunit.com/sharps-disposal](http://healthunit.com/sharps-disposal) or [healthsteward.ca](http://healthsteward.ca) for safe disposal information.



#DIGOEV!

Old East Village BIA