


Old East Village – East of Rectory

Garbage Collection Info Sheet



Please see below for important information on garbage collection for Old East Village Businesses. If you have any questions, call the OEV BIA office at 519-645-7662 or email info@oldeastvillage.com.

Core Area Garbage Collection Schedule

East of Rectory: Wednesday & Friday Nights **

- Put garbage at the curb by **6am** on the allocated pickup days
- For more information, see the [City of London Core Collection Calendar](#)
- If your business is East of Rectory Street (and not within the Construction Zone, see below), please use the [City of London Zone Finder Tool](#) to determine which Collection Zone you are in and to access your Collection Calendar
- To determine if your business is eligible for [Curbside Recycling](#), please email William Roberts at wroberts@london.ca

These Materials will NOT be Collected:

- Loose garbage
- Electronics (Tvs, computers, etc)
- Appliances (Oven, fridge, etc)
- Scrap metal (bikes, metal furniture)
- Tires
- Fluorescent lightbulbs or tubes
- Construction and renovation material (drywall, loose wood, etc)

Maximum three cans per collection.


Construction Zone Garbage Collection

- Place garbage along the fence each day by **6am**
- See the [Construction Toolkit](#) (pg 7) for more information
- Please contact Jonny Ngai, City of London Construction Project Manager, if you are having any issues with garbage collection in the Construction Zone
 - Phone: 519-851-3667
 - Email: jngai@london.ca

City of London Garbage Bin Disposal

- If your business permitted to use the City Of London Garbage bins (located in Municipal Lots 1 and 2):
 - Please use the Garbage Bin Key that was provided to you to dispose of garbage
 - Do not leave garbage beside or on top of the garbage bins
 - Please be sure to close the Garbage Bin lid when finished
 - If you have lost your Garbage Bin Key, contact the OEV BIA for a replacement
 - If you are unsure whether or not you're permitted to use the Garbage Bins, please contact the OEV BIA

Garbage Bags Do's and Don'ts




Do's

- Use plastic garbage bags or metal or plastic cans (minimum 30 L, maximum 125 L).
- Maximum weight for bags or cans is 20 kg.
- Large items such as furniture, mattresses, sofa beds (remove mattress and tie springs down), and carpet (cut into 1 m lengths & bundle) can be placed at the curb.
- Separate tank from two piece toilets and empty water.
- Maximum 2 cubic metres per collection.
- Put your garbage at the curb by 6 a.m., but no earlier than 6 p.m., the night before.
- Dog feces and cat litter must be double-bagged, free of liquids, and placed inside a larger bag.
- Extra garbage: Tag it for curbside collection (\$1.50/ container) or bring it to an EnviroDepot for disposal (1.50/bag).

Don'ts

- Don't place small grocery or kitchen bags at the curb. To be collected they must be placed in garbage bags or cans
- Don't place garbage at the curb outside of the specified hours
- Don't put broken glass and sharp metal objects in regular garbage. Place in a sealed and clearly labeled cardboard box for garbage collectors. This will contain the glass if it breaks at collection
- Don't place needles in the garbage. Place in a hard plastic container and contact your local pharmacy or visit healthunit.com/sharps-disposal or healthsteward.ca for safe disposal information.



#DIGOEV!

Old East Village BIA